



# KR80 · 81 Power units

## OUTLINE

Power units models KR80 and KR81 are applied to various types of transmitters regarding pressure, differential pressure and temperature as a power source of 24 V DC.

## FEATURES

**KR80**..... This power unit is appropriate for the case where a number of transmitters are connected.

As an example, thirty pieces of 2-wire, 4 mA to 20 mA transmitters can be connected. Additionally, the high stability of output voltage is assured.

**KR81**..... This power unit is a small-capacity, low-priced power source. Especially, for large-scale instrument installation, economical system can be organized.

\* In order that power source performance may be efficiently demonstrated and its life may be extended, it is recommended that the current of the load be two thirds of the output current or smaller.

## SPECIFICATION

### Operating condition :

Under the normal condition, where there is no inflammable gas or liquid which cause the ignition or explosion.

### Mounting :

Surface mounting, Floor installation

### Input :

100V AC $\pm$ 10%, 110V AC $\pm$ 10%, 200V AC $\pm$ 10%, 220V AC $\pm$ 10%

### Output :

KR80 24V DC 1A  
KR81 24V DC 0.2A

### Ripple :

20mV P-P

### Withstand voltage :

1500VAC 1 minute

### Insulation resistance : (Between input and output)

KR80 500V DC 30M $\Omega$  over  
KR81 500V DC 100M $\Omega$  over

### Power consumption :

KR80	Half load	25W
	Full load	44W
KR81	Half load	6.4W
	Full load	11.8W

### Operating temperature :

0~60°C

### Storage temperature :

-20~70°C

### Accuracy :

KR80  $\pm$ 1%  
KR81  $\pm$ 5%

### Finishing :

KR80 Black  
KR81 Gray

### Weight :

KR80 Approx. 2.3kg  
KR81 Approx. 1kg

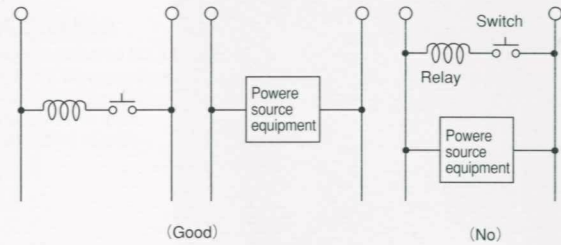
## WIRING

### Applied cable and cords :

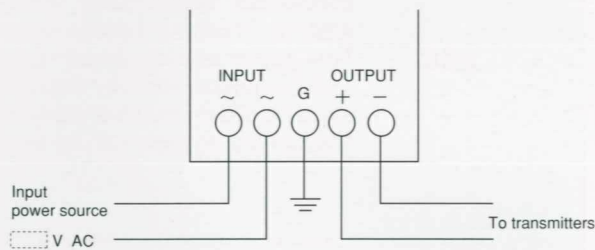
AC line side JIS C 3322 Equivalent or superior  
 Signal line side JIS C 3401 Equivalent  
 However, when noise, etc. are worried,  
 the application of shield wires for  
 instruments is recommended.

### Input line :

AC input should be separately installed from the other lines.

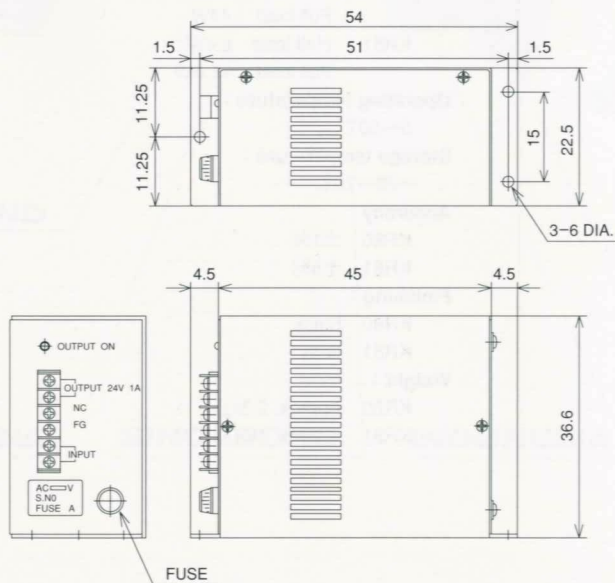


### Wiring diagram :

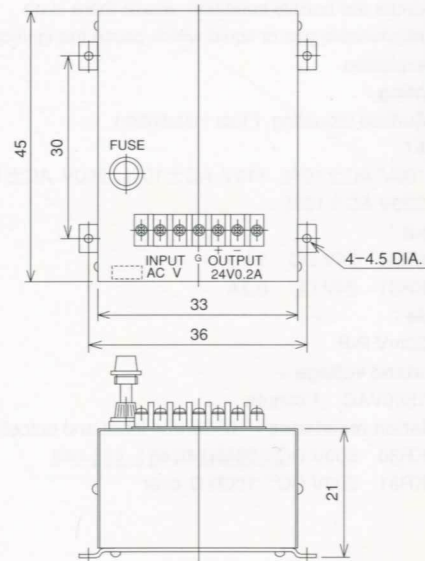


## DIMENSIONS

### KR80



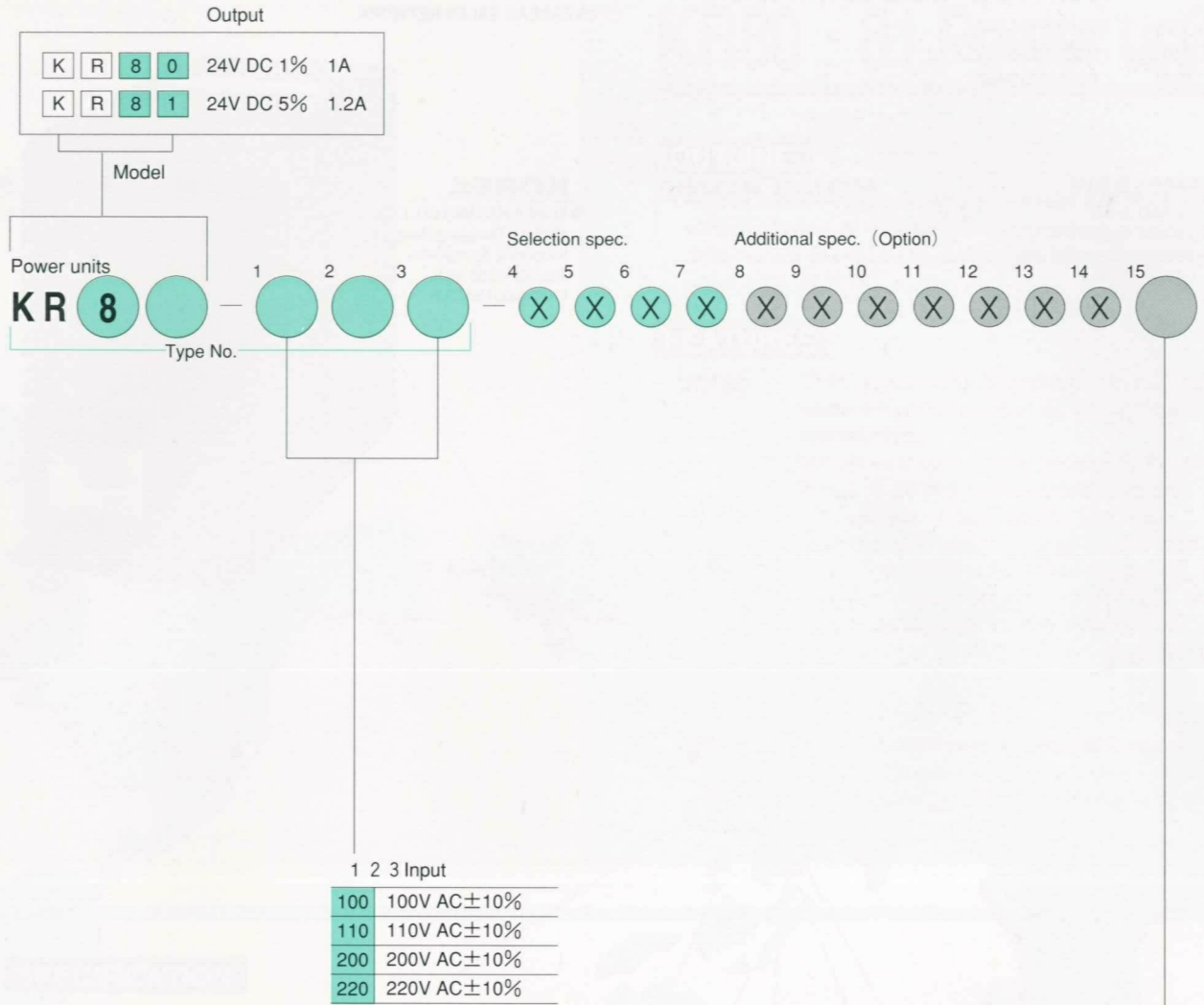
### KR81



# Type No. constitution

Please specify Type No., each specification and range when ordering.

Note: For this Model, there is no applicable item for the figures X, but please specify X when ordering.



15 Document

0	Nil
1	Please specify your requirement Drawing one sheet, Instruction manual, Inspection procedure, Mill sheet, Test report